




Features:

- 100-240V AC input
- Single Output
- 85% high efficiency
- 100% full load bur-in test
- Protection: OTP, OLP, OVP, SCP
- CE ROHS Certified
- 3 year warranty

Applications:

- Outdoor LED lighting
- LED office lighting
- LED commercial lighting
- LED decorative lighting

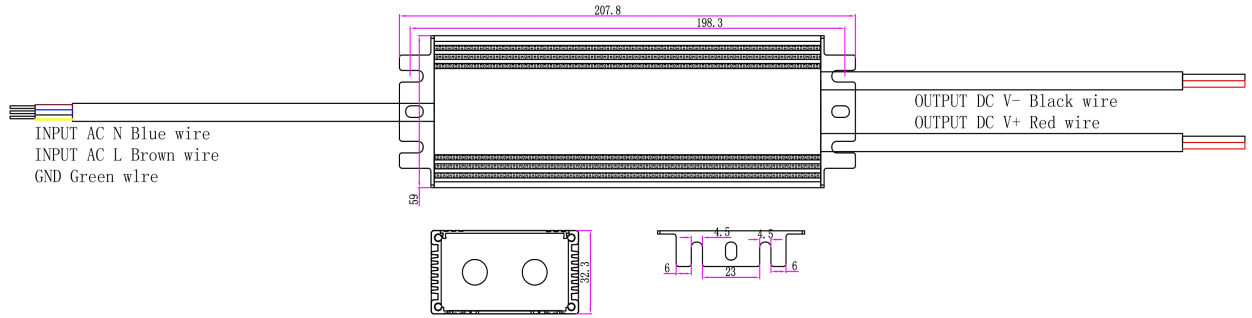


Specifications

Product Code		CLPS150-W1V12	CLPS150-W1V24
Output	DC Voltage	12V	24V
	Rated Current	12.5A	6.25A
	Current Range	0~12.5A	0~6.25A
	Voltage tolerance	±5%	±5%
	Rated Power	150W	150W
	Ripple & Noise	<120mVp-p	<150mVp-p
	Set-up, Rise , Hold-up Time	200ms, 100ms , 30ms	
Input	Input voltage range	100-240 VAC	
	Frequency Range	50~60Hz	
	AC Current	2.56A / 115VAC; 1.28A / 230VAC	
	Efficiency	85%	88%
	PF	0.6	
Protection	Over Load	Above 110%-150% of rated power	
		Shut-down output voltage, auto recovery after fault condition is removed	
	Over Voltage	Above Max. Voltage (105% of rated voltage)	
Shut-down output voltage, auto recovery after fault condition is removed			
Over Temperature	Over 130°C detected on main IC control		
	Shut-down output voltage, auto recovery after fault condition is removed		
Ambiant	Working Temp. & humidity	"-20°C~+60°C, 20%~90%RH	
	Storage temp. & humidity	"-40°C~+85°C, 10%~95%RH	
Tesings	Withstand voltage	I/P-O/P: 1.5KVAC/1min; I/P-F/G: 1.5KVAC/1min; O/P-F/G: 0.5KVAC/1min;	
	Safety	GB4943 ;IEC60950-1; EN60950-1	
	EMC	EN 55032:2015+A11:2020 EN IEC 61000-3-2:2019+A1:2021 EN 61000-3-3:2013+A2:2021 EN55035:2017+A11:2020	
	LVD	EN60950-1:2006+A11:2009+A1:2010+A12:2011+A2:2013	
Others	Demension(L*W*H)	207.8*59*32.3mm	
	Packing	0.71kg/pcs, 35pcs/25kg/CTN	

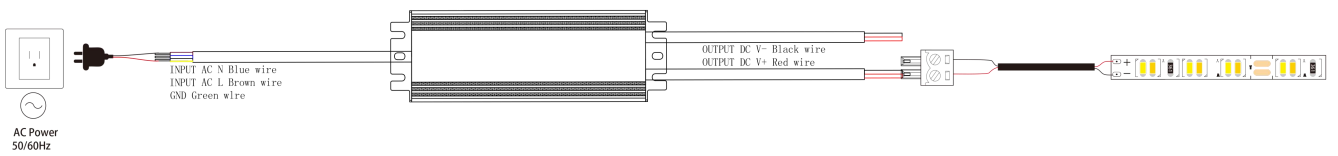
Mechanical Structures

■ Drawing & Installation Hole

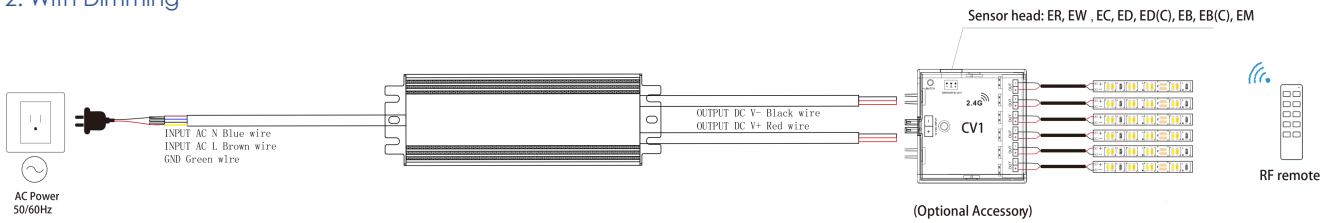


Wiring Diagram

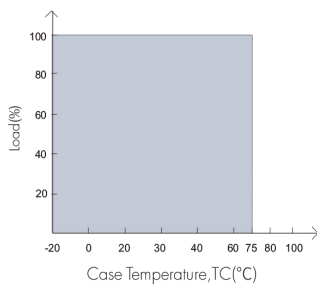
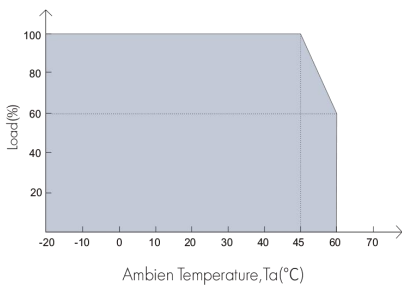
1. Without Dimming



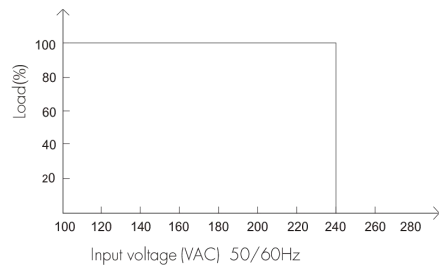
2. With Dimming



■ Outputload VS Temperature



■ Static characteristic



Notes:

1. The above mentioned data were measured at 230VAC input and 25°C.
2. Dis-connect the AC input before checking any mal-phenomenons.
3. Make sure the INPUT&OUPUT were in right situation before connected to power supply.
4. Datasheet for reference only. We suggest you take sampling before mass orders.